

ASX Listed Bond and Hybrid Rate Sheet



Date 24-Jan-24  
Prices are indicative only

															Pricing		FRANKED		UNFRANKED		Distribution Information									
Name	Form	Instrument	Issue Size \$m	Issue Date	Issue Margin	First Call Date	Maturity Date	Franking Level	Type	Optional Deferral (1)	Mandatory Deferral (2)	Dividend Stopper	Coupon Frequency p.a.	ASX Code	Last Price	Current Dividend Rate	Trading Margin (3)	Yield to call date	Yield to Maturity (4)	Trading Margin (3)	Yield to call date	Yield to Maturity (4)	Status	Ex-Div. Date (Est.)	Next Payment Date (Est.)	Next Payment Amount	Daily Interest Amount	Accrued Interest Amount		
Fixed Rate Instruments																														
AYUPA	Australian Unity MCIs	Mutual Capital Instrument	\$350m	24-Dec-20	-	-	-	100%	Perpetual	Yes	No	Yes	2	AYUPA	\$85.18	7.14%	-	-	8.70%	-	-	6.25%	Cum	04-Apr-24	15-Apr-24	\$2,4922	\$0.0137	\$1,5199		
Corporate Floating Rate Notes																														
AYUHC	Australian Unity Bonds Series C	Bond	\$115m	15-Oct-19	2.00%	15-Dec-24	15-Dec-24	0%	Snr Unsecured	No	No	No	4	AYUHC	\$100.00	6.35%	-	-	-	2.33%	6.62%	6.62%	Cum	04-Apr-24	15-Apr-24	\$1,5832	\$0.0174	\$0,3480		
AYUHD	Australian Unity Bonds Series D	Bond	\$207m	15-Oct-19	2.15%	15-Dec-26	15-Dec-26	0%	Snr Unsecured	No	No	No	4	AYUHD	\$100.99	6.50%	-	-	-	1.90%	5.88%	5.88%	Cum	04-Apr-24	15-Apr-24	\$1,6206	\$0.0178	\$0,3562		
C2FHA	Centuria Capital No. 2 Fund Notes	Secured Redeemable Note	\$199m	20-Apr-21	4.25%	20-Oct-24	20-Apr-26	0%	Snr Secured	No	No	No	4	C2FHA	\$100.83	8.60%	-	-	-	3.19%	7.55%	7.97%	Cum	11-Apr-24	22-Apr-24	\$2,1432	\$0.0236	\$0,3062		
LFSPA	Latitude Capital Notes	Perpetual	\$150m	28-Sep-21	4.75%	27-Oct-26	-	100%	Perpetual	No	No	Yes	4	LFSPA	\$90.10	9.06%	9.09%	13.08%	-	6.31%	10.30%	-	Ex	18-Jan-24	29-Jan-24	\$1,6340	\$0.0174	\$0,1043 est.		
RHCPA	Ramsay Health CARES	Perpetual Preferred	\$260m	24-May-05	4.85%	-	-	100%	Perpetual	Yes	No	Yes	2	RHCPA	\$106.00	9.38%	4.51%	-	8.94%	1.81%	-	6.24%	Cum	04-Apr-24	22-Apr-24	\$3,3287	\$0.0180	\$2,0152		
Financial Floating Rate Tier 1																														
AMPPB	AMP Capital Notes 2	Basel 3 / RNC6	\$275m	23-Dec-19	4.50%	16-Dec-25	16-Dec-27	70%	CPS	Yes	Yes	Yes	4	AMPPB	\$104.22	8.86%	2.54%	6.61%	7.59%	0.62%	4.69%	5.65%	Cum	07-Mar-24	18-Mar-24	\$1,6997	\$0.0187	\$0,8965		
AN3PG	ANZ Capital Notes 4	Basel 3 / R 5NC7.5	\$1,622m	28-Sep-16	4.70%	20-Mar-24	20-Mar-26	100%	CPS	Yes	Yes	No	4	AN3PG	\$101.66	9.07%	-2.48%	1.79%	8.24%	-4.81%	-0.50%	5.65%	Cum	12-Mar-24	20-Mar-24	\$1,5821	\$0.0174	\$0,7476		
AN3PH	ANZ Capital Notes 5	Basel 3 / R 5NC7.5	\$931m	28-Sep-17	3.80%	20-Mar-25	20-Mar-27	100%	CPS	Yes	Yes	Yes	4	AN3PH	\$104.25	8.17%	0.51%	4.72%	6.54%	-1.82%	2.40%	4.24%	Cum	12-Mar-24	20-Mar-24	\$1,4250	\$0.0157	\$0,6734		
AN3PI	ANZ Capital Notes 6	Basel 3 / R 25NC6.75	\$1,500m	08-Jul-21	3.00%	20-Mar-28	20-Sep-30	100%	CPS	Yes	Yes	Yes	4	AN3PI	\$102.55	7.37%	2.47%	6.59%	6.89%	0.36%	4.48%	4.75%	Cum	08-Mar-24	20-Mar-24	\$1,2854	\$0.0141	\$0,6639		
AN3PJ	ANZ Capital Notes 7	Basel 3 / R 31NC7	\$1,310m	25-Mar-22	2.70%	20-Mar-29	20-Sep-31	100%	CPS	Yes	Yes	Yes	4	AN3PJ	\$100.65	7.07%	2.70%	6.86%	7.00%	0.65%	4.80%	4.91%	Cum	07-Mar-24	20-Mar-24	\$1,2330	\$0.0135	\$0,6504		
AN3PK	ANZ Capital Notes 8	Basel 3 / R 31NC7	\$1,500m	24-Mar-23	2.75%	20-Mar-30	20-Sep-32	100%	CPS	Yes	Yes	Yes	4	AN3PK	\$100.62	7.12%	2.75%	6.97%	7.10%	0.67%	4.89%	4.99%	Cum	04-Mar-24	20-Mar-24	\$1,2418	\$0.0136	\$0,6699		
BENPG	Bendigo CFS4	Basel 3 / R 25NC6.5	\$322m	13-Dec-17	3.75%	19-Jun-24	15-Jun-26	100%	CPS	Yes	Yes	Yes	4	BENPG	\$102.10	8.11%	-0.26%	4.13%	7.14%	-2.45%	1.94%	4.84%	Cum	29-Feb-24	13-Mar-24	\$1,4151	\$0.0156	\$0,8553		
BENPH	Bendigo Capital Notes	Basel 3 / R 25NC6.5	\$502m	30-Nov-20	3.80%	15-Jun-27	15-Jun-29	100%	CPS	Yes	Yes	Yes	4	BENPH	\$103.54	8.15%	2.87%	6.90%	7.35%	0.56%	4.59%	5.00%	Cum	06-Mar-24	15-Mar-24	\$1,4223	\$0.0156	\$0,7659		
BOOPE	BOQ Capital Notes	Basel 3 / R 25NC6.6	\$350m	28-Dec-17	3.75%	15-Aug-24	15-Aug-26	100%	CPS	Yes	Yes	Yes	4	BOOPE	\$102.60	8.15%	0.78%	5.22%	7.12%	-1.43%	3.01%	4.85%	Cum	29-Jan-24	15-Feb-24	\$1,4375	\$0.0156	\$1,3906		
BOQPF	BOQ Capital Notes 2	Basel 3 / R 25NC6.5	\$260m	30-Nov-20	3.80%	14-May-27	15-May-29	100%	CPS	Yes	Yes	Yes	4	BOQPF	\$104.15	8.20%	2.78%	6.80%	7.29%	0.50%	4.52%	4.96%	Cum	29-Jan-24	15-Feb-24	\$1,4463	\$0.0157	\$1,3992		
BOQPG	BOQ Capital Notes 3	Basel 3 / R 25NC6.25	\$400m	14-Nov-22	3.40%	15-Dec-28	16-Jun-31	100%	CPS	Yes	Yes	Yes	4	BOQPG	\$102.00	7.75%	3.08%	7.22%	7.46%	0.85%	5.00%	5.19%	Cum	23-Feb-24	15-Mar-24	\$1,3525	\$0.0149	\$0,9066		
CBAPG	CBA PERLS X	Basel 3 / RNC7	\$1,365m	06-Apr-18	3.40%	15-Apr-25	15-Apr-27	100%	CPS	Yes	Yes	Yes	4	CBAPG	\$103.27	7.75%	1.02%	5.22%	6.49%	-1.20%	2.99%	4.30%	Cum	07-Mar-24	15-Mar-24	\$1,3525	\$0.0149	\$0,7134		
CBAPH	CBA PERLS XI	Basel 3 / RNC5	\$1,590m	17-Dec-18	3.70%	26-Apr-24	26-Apr-26	100%	CPS	Yes	Yes	Yes	4	CBAPH	\$101.40	8.05%	-2.31%	2.04%	7.39%	-4.32%	0.03%	5.08%	Cum	07-Mar-24	15-Mar-24	\$1,4049	\$0.0154	\$0,7410		
CBAPI	CBA PERLS XII	Basel 3 / R 25NC7.5	\$1,650m	14-Nov-19	3.00%	20-Apr-27	20-Apr-29	100%	CPS	Yes	Yes	Yes	4	CBAPI	\$103.04	7.35%	2.16%	6.17%	6.63%	0.09%	4.09%	4.51%	Cum	07-Mar-24	15-Mar-24	\$1,2827	\$0.0141	\$0,6766		
CBAPJ	CBA PERLS XIII	Basel 3 / R 25NC5.5	\$1,180m	01-Apr-21	2.75%	20-Oct-26	20-Oct-28	100%	CPS	Yes	Yes	Yes	4	CBAPJ	\$102.35	7.10%	2.06%	6.05%	6.48%	0.06%	4.05%	4.43%	Cum	06-Mar-24	15-Mar-24	\$1,2391	\$0.0136	\$0,6672		
CBAPK	CBA PERLS XIV	Basel 3 / 10.25NC7.25	\$1,750m	31-Mar-22	2.75%	15-Jun-29	17-Jun-32	100%	CPS	Yes	Yes	Yes	4	CBAPK	\$101.02	7.10%	2.69%	6.86%	7.04%	0.61%	4.79%	4.93%	Cum	06-Mar-24	15-Mar-24	\$1,2391	\$0.0136	\$0,6672		
CBAPL	CBA PERLS XV	Basel 3 / R 25NC5.5	\$1,777m	15-Nov-22	2.85%	15-Jun-28	16-Jun-31	100%	CPS	Yes	Yes	Yes	4	CBAPL	\$101.44	7.20%	2.65%	6.78%	7.01%	0.57%	4.70%	4.89%	Cum	28-Feb-24	15-Mar-24	\$1,2565	\$0.0138	\$0,7733		
CBAPM	CBA PERLS XVI	Basel 3 / 10NC7	\$1,550m	09-Jun-23	3.00%	17-Jun-30	17-Jun-33	100%	CPS	Yes	Yes	Yes	4	CBAPM	\$102.45	7.35%	2.66%	6.90%	7.13%	0.52%	4.76%	4.95%	Cum	01-Mar-24	15-Mar-24	\$1,2827	\$0.0141	\$0,7612		
CGFFC	Challenger Capital Notes 3	Basel 3 / 10.5NC5.5	\$385m	25-Nov-20	4.60%	25-May-26	25-May-28	100%	CPS	Yes	Yes	Yes	4	CGFFC	\$105.07	8.88%	2.73%	6.76%	7.65%	0.22%	4.24%	5.10%	Cum	15-Feb-24	26-Feb-24	\$1,5668	\$0.0172	\$1,1880		
CGFPD	Challenger Capital Notes 4	Basel 3 / R 25NC6.1	\$350m	05-Apr-23	3.60%	25-May-29	25-Feb-32	100%	CPS	Yes	Yes	Yes	4	CGFPD	\$103.30	7.98%	3.08%	7.25%	7.54%	0.79%	4.96%	5.21%	Cum	12-Feb-24	26-Feb-24	\$1,3922	\$0.0163	\$1,1016		
IAGPE	IAG Capital Notes 2	Basel 3 / R 25NC6.5	\$500m	22-Dec-22	3.50%	15-Jun-29	15-Mar-32	70%	CPS	Yes	Yes	Yes	4	IAGPE	\$103.83	7.85%	2.82%	7.00%	7.33%	1.09%	5.27%	5.57%	Cum	26-Feb-24	15-Mar-24	\$1,5055	\$0.0165	\$0,9595		
MBLPC	Macquarie Bank CN 2	Basel 3 / R 25NC5.5	\$941m	02-Jun-20	4.70%	21-Dec-25	21-Dec-28	40%	CPS	Yes	Yes	Yes	4	MBLPC	\$105.21	9.06%	2.23%	6.30%	7.78%	1.00%	5.07%	6.52%	Cum	05-Mar-24	21-Mar-24	\$1,9289	\$0.0212	\$1,0599		
MBLPD	Macquarie Bank CN 3	Basel 3 / RNC7	\$655m	27-Aug-21	2.90%	07-Sep-28	08-Sep-31	40%	CPS	Yes	Yes	Yes	4	MBLPD	\$101.46	7.25%	2.78%	6.92%	7.12%	1.76%	5.89%	6.08%	Cum	20-Feb-24	07-Mar-24	\$1,5431	\$0.0170	\$1,0852		
MOGCP	Macquarie Group CN 3	Basel 3 / R 25NC6.5	\$1,000m	07-Jun-18	4.00%	16-Dec-24	15-Dec-27	40%	CPS	Yes	Yes	Yes	4	MOGCP	\$104.00	8.36%	0.27%	4.56%	7.18%	-0.88%	3.41%	6.02%	Cum	05-Mar-24	18-Mar-24	\$1,7798	\$0.0196	\$0,9779		
MOGPD	Macquarie Group CN 4	Basel 3 / 10.5NC7.5	\$905m	27-Mar-19	4.15%	10-Sep-26	10-Sep-29	40%	CPS	Yes	Yes	Yes	4	MOGPD	\$105.02	8.51%	2.48%	6.48%	7.47%	1.32%	5.32%	6.28%	Cum	29-Feb-24	11-Mar-24	\$1,8112	\$0.0199	\$1,0947		
MOGPE	Macquarie Group CN 5	Basel 3 / R 25NC6.5	\$725m	17-Mar-21	2.90%	18-Sep-27	18-Sep-30	40%	CPS	Yes	Yes	Yes	4	MOGPE	\$101.92	7.26%	2.53%	6.61%	6.94%	1.53%	5.61%	5.91%	Cum	29-Feb-24	18-Mar-24	\$1,5457	\$0.0170	\$0,9342		
MOGPF	Macquarie Group CN 6	Basel 3 / 10.15NC7.15	\$750m	15-Jul-22	3.70%	12-Sep-29	12-Sep-32	40%	CPS	Yes	Yes	Yes	4	MOGPF	\$105.20	8.06%	2.79%	6.98%	7.38%	1.67%	5.86%	6.25%	Cum	23-Feb-24	12-Mar-24	\$1,7144	\$0.0188	\$1,1492		
NABPF	NAB Capital Notes 3	Basel 3 / R 25NC7.25	\$1,874m	20-Mar-19	4.00%	17-Jun-26	19-Jun-28	100%	CPS	Yes	Yes	Yes	4	NABPF	\$105.32	8.36%	1.91%	5.93%	6.91%	-0.42%	3.59%	4.54%	Cum	08-Mar-24	18-Mar-24	\$1,4594	\$0.0160	\$0,7538		
NABPH	NAB Capital Notes 5	Basel 3 / RNC7	\$2,386m	17-Dec-20	3.50%	17-Dec-27	17-Dec-29	100%	CPS	Yes	Yes	Yes	4	NABPH	\$105.00	7.86%	2.23%	6.34%	6.82%	0.01%	4.12%	4.57%	Cum	07-Mar-24	18-Mar-24	\$1,3722	\$0.0151	\$0,7238		
NABPI	NAB Capital Notes 6	Basel 3 / 10.25NC7.5	\$2,000m	07-Jul-22	3.15%	17-Dec-29	17-Sep-32	100%	CPS	Yes	Yes	Yes	4	NABPI	\$102.98	7.51%	2.68%	6.88%	7.15%	0.51%	4.71%	4.94%	Cum	07-Mar-24	18-Mar-24	\$1,3111	\$0.0144	\$0,6916		
NABPJ	NAB Capital Notes 7	Basel 3 / R 25NC7	\$1,250m	14-Sep-23	2.80%	17-Sep-30	17-Jun-33	100%	CPS	Yes	Yes	Yes	4	NABPJ	\$100.95	7.16%	2.74%	6.99%	7.14%	0.64%	4.89%	5.01%	Cum	29-Feb-24	18-Mar-24	\$1,2500	\$0.0137	\$0,7555		
SUNPG	Suncorp Capital Notes 2	Basel 3 / R 25NC6.5	\$375m	24-Nov-17	3.65%	17-Jun-24	17-Jun-26	100%	CPS	Yes	Yes	Yes	4	SUNPG	\$101.79	8.01%	0.25%	4.65%	7.13%	-1.85%	2.54%	4.87%	Cum	01-Mar-24	18-Mar-24	\$1,3983	\$0.0154	\$0,8298		
SUNPH	Suncorp Capital Notes 3	Basel 3 / R 25NC6.5	\$389m	17-Dec-19	3.00%	17-Jun-26	17-Jun-28	100%	CPS	Yes	Yes	Yes	4	SUNPH	\$102.25	7.36%	2.24%	6.26%	6.70%	0.18%	4.20%	4.60%	Cum	01-Mar-24	18-Mar-24	\$1,2849	\$0.0141	\$0,7625		
SUNPJ	Suncorp Capital Notes 4	Basel 3 / R 25NC6.75	\$405m	23-Sep-21	2.90%	17-Jun-28	17-Dec-30	100%	CPS	Yes	Yes	Yes	4	SUNPJ	\$101.70	7.26%	2.62%	6.75%	6.97%	0.54%	4.66%	4.85%	Cum	01-Mar-24	18-Mar-24	\$1,2675	\$0.0139	\$0,7521		
WBCPH	Westpac Capital Notes 5	Basel 3 / R 25NC7.5	\$1,690m	13-Mar-18	3.20%	22-Sep-25	22-Sep-27	100%	CPS	Yes	Yes	Yes	4	WBCPH	\$103.24	7.57%	1.49%	5.60%	6.46%	-0.66%	3.46%	3.41%	Cum	13-Mar-24	22-Mar-24	\$1,3210	\$0.0145	\$0,8097		
WBCPI	Westpac Capital Notes 6	Basel 3 / R 25NC6.5	\$1,423m	18-Dec-18	3.70%	31-Jul-24	31-Jul-26	100%	CPS	Yes	Yes	Yes	4	WBCPI																

# ASX Listed Bond and Hybrid Rate Sheet



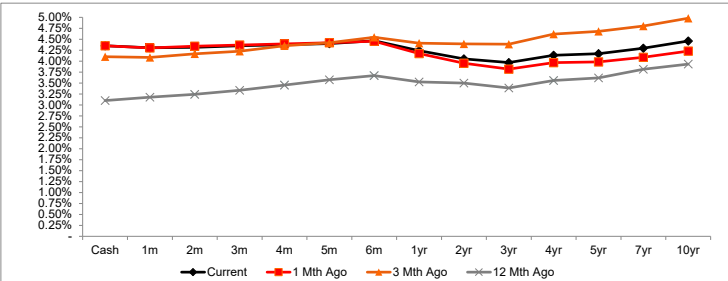
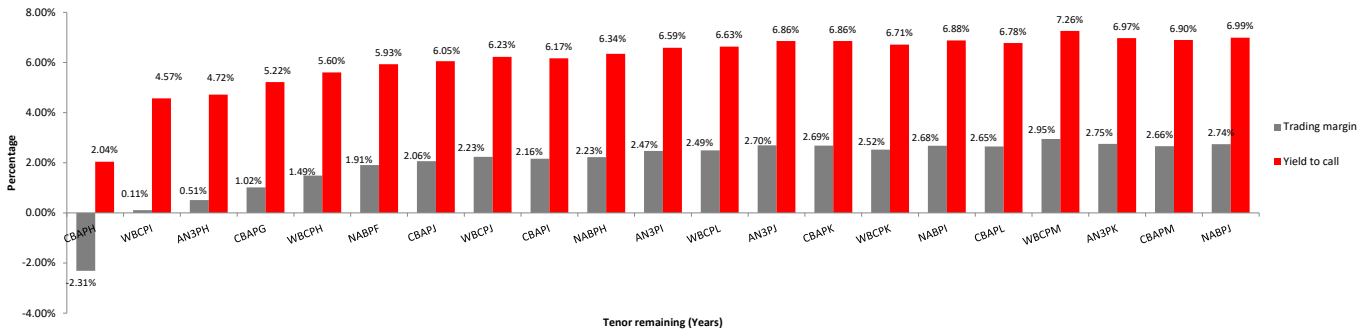
## Bank Bill Swap Rates

Term	Yield	7 Day Change
Cash	4.350%	4.350%
1 mths	4.305%	4.355%
2 mths	4.315%	4.365%
3 mths	4.350%	4.400%
4 mths	4.375%	4.435%
5 mths	4.400%	4.460%
6 mths	4.466%	4.518%
1 yrs	4.241%	4.270%
2 yrs	4.052%	4.099%
3 yrs	3.968%	4.030%
4 yrs	4.135%	4.200%
5 yrs	4.170%	4.230%
6 yrs	4.231%	4.282%
7 yrs	4.296%	4.343%
10 yrs	4.459%	4.499%
12 yrs	4.539%	4.597%
15 yrs	4.608%	4.662%
20 yrs	4.614%	4.640%
30 yrs	4.430%	4.450%

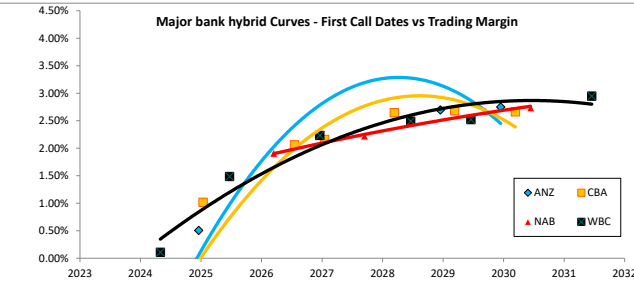
Term	Current	1 Mth Ago	3 Mth Ago	12 Mth Ago
Cash	4.350%	4.350%	4.100%	3.100%
1 mths	4.305%	4.302%	4.085%	3.178%
2 mths	4.315%	4.340%	4.167%	3.243%
3 mths	4.350%	4.369%	4.227%	3.333%
4 mths	4.375%	4.395%	4.351%	3.453%
5 mths	4.400%	4.420%	4.420%	3.573%
6 mths	4.466%	4.455%	4.546%	3.669%
1 yrs	4.241%	4.173%	4.410%	3.526%
2 yrs	4.052%	3.952%	4.393%	3.498%
3 yrs	3.968%	3.818%	4.386%	3.389%
4 yrs	4.135%	3.966%	4.616%	3.560%
5 yrs	4.170%	3.983%	4.679%	3.619%
7 yrs	4.296%	4.088%	4.803%	3.814%
10 yrs	4.459%	4.230%	4.980%	3.932%
12 yrs	4.539%	4.301%	5.061%	4.056%
15 yrs	4.608%	4.361%	5.128%	4.073%
20 yrs	4.614%	4.358%	5.118%	4.047%
30 yrs	4.430%	4.175%	4.903%	3.758%

Some data is sourced from ASX and Refinitiv Eikon.

Major Bank Trading Margins and Yields to Call (Yield vs Tenor Remaining)



Major bank hybrid Curves - First Call Dates vs Trading Margin



## IMPORTANT NOTICES

Any advice contained in this document has been prepared without taking into account your objectives, financial situation or needs. Before acting on any advice in this document, National Australia Bank Limited recommends that you consider whether it is appropriate for your circumstances. If you are classified as a "Retail Client" under the Corporations Act and the advice contained in this document relates to "Financial Products" which NAB has approved for sale to Retail Clients, NAB recommends you consider the Product Disclosure Statement or other disclosure document, available from NAB for Retail Clients, before making any decisions regarding any product. National Australia Bank Limited ABN 12 004 044 937 is the product issuer, unless otherwise specified.

## DISCLAIMER

National Australia Bank Limited (ABN 12 004 044 937), its related bodies and any officer, employee, agent, adviser or contractor thereof ("NAB") do not warrant or represent that the information, recommendations, opinions or conclusions contained in this document ("Information") is accurate, reliable, complete or current. The Information has been prepared for dissemination to professional investors for information purposes only and any statements as to past performance do not represent future performance. The Information does not purport to contain all matters relevant to any particular investment or financial instrument and all statements as to future matters are not guaranteed to be accurate. In all cases, anyone proposing to rely on or use the Information should independently verify and check the accuracy, completeness, reliability and suitability of the Information and should obtain independent and specific advice from appropriate professionals or experts. The Information is not intended as an offer or solicitation for the purchase or sale of any financial instrument. To the extent permissible by law, NAB shall not be liable for any errors, omissions, defects or misrepresentations in the Information or for any loss or damage suffered by persons who use or rely on such Information (including by reasons of negligence, negligent misstatement or otherwise). If any law prohibits the exclusion of such liability, NAB limits its liability to the re-supply of the Information, provided that such limitation is permitted by law and is fair and reasonable. NAB, its affiliates and employees may hold a position or act as a price maker in the financial instruments of any issuer discussed within this document or act as an underwriter, placement agent, adviser or lender to such issuer. The Information is governed by, and is to be construed in accordance with, the laws in force in the State of Victoria, Australia, and any dispute or claim arising from, or in connection with, the Information is subject to the non-exclusive jurisdiction of the courts of that State. Please be aware that any telephone calls to NAB may be recorded. If you would like more details regarding the privacy of your information at nab, please visit the nab website.

## ASX Listed Bond and Hybrid Rate Sheet



### Summary: Financial Floating Rate Tier 1

Inclusive of Franking

Name	ASX Code	Issue Size	Issue Date	First Optional Call Date	Years to First Optional Call Date	Issue Margin	Coupon Frequency	ASX Code	Last Price	Current Dividend Rate	Trading Margin	Yield to Call
ANZ Capital Notes 4	AN3PG	\$1,622m	28-Sep-16	20-Mar-24	0.2	4.70%	4	AN3PG	\$101.66	9.07%	-2.48%	1.79%
CBA PERLS XI	CBAPH	\$1,590m	17-Dec-18	26-Apr-24	0.3	3.70%	4	CBAPH	\$101.40	8.05%	-2.31%	2.04%
Bendigo CPS4	BENPG	\$322m	13-Dec-17	13-Jun-24	0.4	3.75%	4	BENPG	\$102.10	8.11%	-0.26%	4.13%
Suncorp Capital Notes 2	SUNPG	\$375m	24-Nov-17	17-Jun-24	0.4	3.65%	4	SUNPG	\$101.79	8.01%	0.25%	4.65%
Westpac Capital Notes 6	WBCPI	\$1,423m	18-Dec-18	31-Jul-24	0.5	3.70%	4	WBCPI	\$101.90	8.06%	0.11%	4.57%
BOQ Capital Notes	BOQPE	\$350m	28-Dec-17	15-Aug-24	0.6	3.75%	4	BOQPE	\$102.60	8.15%	0.78%	5.22%
Macquarie Group CN 3	MQGPC	\$1,000m	07-Jun-18	16-Dec-24	0.9	4.00%	4	MQGPC	\$104.00	8.36%	0.27%	4.56%
ANZ Capital Notes 5	AN3PH	\$931m	28-Sep-17	20-Mar-25	1.2	3.80%	4	AN3PH	\$104.25	8.17%	0.51%	4.72%
CBA PERLS X	CBAPG	\$1,365m	06-Apr-18	15-Apr-25	1.2	3.40%	4	CBAPG	\$103.27	7.75%	1.02%	5.22%
Westpac Capital Notes 5	WBCPH	\$1,690m	13-Mar-18	22-Sep-25	1.7	3.20%	4	WBCPH	\$103.24	7.57%	1.49%	5.60%
AMP Capital Notes 2	AMPPB	\$275m	23-Dec-19	16-Dec-25	1.9	4.50%	4	AMPPB	\$104.22	8.86%	2.54%	6.61%
Macquarie Bank CN 2	MBLPC	\$641m	02-Jun-20	21-Dec-25	1.9	4.70%	4	MBLPC	\$105.21	9.06%	2.23%	6.30%
Challenger Capital Notes 3	CGFPC	\$385m	25-Nov-20	25-May-26	2.3	4.60%	4	CGFPC	\$105.07	8.98%	2.73%	6.76%
NAB Capital Notes 3	NABPF	\$1,874m	20-Mar-19	17-Jun-26	2.4	4.00%	4	NABPF	\$105.32	8.36%	1.91%	5.93%
Suncorp Capital Notes 3	SUNPH	\$389m	17-Dec-19	17-Jun-26	2.4	3.00%	4	SUNPH	\$102.25	7.36%	2.24%	6.26%
Macquarie Group CN 4	MQGPD	\$905m	27-Mar-19	10-Sep-26	2.6	4.15%	4	MQGPD	\$105.02	8.51%	2.48%	6.48%
CBA PERLS XIII	CBAPJ	\$1,180m	01-Apr-21	20-Oct-26	2.7	2.75%	4	CBAPJ	\$102.35	7.10%	2.06%	6.05%
Westpac Capital Notes 7	WBCPJ	\$1,723m	04-Dec-20	22-Mar-27	3.2	3.40%	4	WBCPJ	\$103.95	7.77%	2.23%	6.23%
CBA PERLS XII	CBAPI	\$1,650m	14-Nov-19	20-Apr-27	3.2	3.00%	4	CBAPI	\$103.04	7.35%	2.16%	6.17%
BOQ Capital Notes 2	BOQPF	\$260m	30-Nov-20	14-May-27	3.3	3.80%	4	BOQPF	\$104.15	8.20%	2.78%	6.80%
Bendigo Capital Notes	BENPH	\$502m	30-Nov-20	15-Jun-27	3.4	3.80%	4	BENPH	\$103.54	8.15%	2.87%	6.90%
Macquarie Group CN 5	MQGPE	\$725m	17-Mar-21	18-Sep-27	3.7	2.90%	4	MQGPE	\$101.92	7.26%	2.53%	6.61%
NAB Capital Notes 5	NABPH	\$2,386m	17-Dec-20	17-Dec-27	3.9	3.50%	4	NABPH	\$105.00	7.86%	2.23%	6.34%
ANZ Capital Notes 6	AN3PI	\$1,500m	08-Jul-21	20-Mar-28	4.2	3.00%	4	AN3PI	\$102.55	7.37%	2.47%	6.59%
CBA PERLS XV	CBAPL	\$1,777m	15-Nov-22	15-Jun-28	4.4	2.85%	4	CBAPL	\$101.44	7.20%	2.65%	6.78%
Suncorp Capital Notes 4	SUNPI	\$405m	23-Sep-21	17-Jun-28	4.4	2.90%	4	SUNPI	\$101.70	7.26%	2.62%	6.75%
Macquarie Bank CN 3	MBLPD	\$655m	27-Aug-21	07-Sep-28	4.6	2.90%	4	MBLPD	\$101.46	7.25%	2.78%	6.92%
Westpac Capital Notes 9	WBCPL	\$1,510m	20-Jul-22	22-Sep-28	4.7	3.40%	4	WBCPL	\$104.28	7.77%	2.49%	6.63%
BOQ Capital Notes 3	BOQPG	\$400m	14-Nov-22	15-Dec-28	4.9	3.40%	4	BOQPG	\$102.00	7.75%	3.08%	7.22%
ANZ Capital Notes 7	AN3PJ	\$1,310m	25-Mar-22	20-Mar-29	5.2	2.70%	4	AN3PJ	\$100.65	7.07%	2.70%	6.86%
Challenger Capital Notes 4	CGFPD	\$350m	05-Apr-23	25-May-29	5.3	3.60%	4	CGFPD	\$103.30	7.98%	3.08%	7.25%
CBA PERLS XIV	CBAPK	\$1,750m	31-Mar-22	15-Jun-29	5.4	2.75%	4	CBAPK	\$101.02	7.10%	2.69%	6.86%
IAG Capital Notes 2	IAGPE	\$500m	22-Dec-22	15-Jun-29	5.4	3.50%	4	IAGPE	\$103.83	7.85%	2.82%	7.00%
Macquarie Group CN 6	MQGPF	\$750m	15-Jul-22	12-Sep-29	5.6	3.70%	4	MQGPF	\$105.20	8.06%	2.79%	6.98%
Westpac Capital Notes 8	WBCPK	\$1,750m	14-Sep-21	21-Sep-29	5.7	2.90%	4	WBCPK	\$102.43	7.26%	2.52%	6.71%
NAB Capital Notes 6	NABPI	\$2,000m	07-Jul-22	17-Dec-29	5.9	3.15%	4	NABPI	\$102.98	7.51%	2.68%	6.88%
ANZ Capital Notes 8	AN3PK	\$1,500m	24-Mar-23	20-Mar-30	6.2	2.75%	4	AN3PK	\$100.62	7.12%	2.75%	6.97%
CBA PERLS XVI	CBAPM	\$1,550m	09-Jun-23	17-Jun-30	6.4	3.00%	4	CBAPM	\$102.45	7.35%	2.66%	6.90%
NAB Capital Notes 7	NABPJ	\$1,250m	14-Sep-23	17-Sep-30	6.7	2.80%	4	NABPJ	\$100.95	7.16%	2.74%	6.99%
Westpac Capital Notes 10	WBCPM	\$1,750m	18-Dec-23	22-Sep-31	7.7	3.10%	4	WBCPM	\$101.61	7.46%	2.95%	7.26%