

# ASX Listed Bond and Hybrid Rate Sheet



Date 15-Sep-21  
Prices are indicative only

Name	Form	Instrument	Issue Size \$m	Issue Date	Issue Margin	First Call Date	Maturity Date	Franching Level	Type	Optional Deferral (1)	Mandatory Deferral (2)	Dividend Stopper	Coupon Frequency p.a.	ASX Code	Pricing			FRANKED			UNFRANKED			Distribution Information						
															Last Price	Current Dividend Rate	Trading Margin (3)	Yield to call date	Yield to Maturity (4)	Trading Margin (3)	Yield to call date	Yield to Maturity (4)	Status	Ex-Div. Date (Est.)	Next Payment Date (Est.)	Next Payment Amount	Daily Interest Amount	Accrual Interest Amount		
<b>Corporate: Floating Rate Notes</b>																														
AYUHC	Australian Unity Bonds Series C	Bond	Floating	\$115m	15-Oct-19	2.00%	15-Dec-24	15-Dec-24	0%	Snr Unsecured	No	No	No	4	AYUHC	\$99.51	2.03%	-	-	-	2.24%	2.69%	2.69%	Cum	05-Oct-21	14-Oct-21	\$0.5104	\$0.0055	\$0.3995	
AYUHD	Australian Unity Bonds Series D	Bond	Floating	\$207m	15-Oct-19	2.15%	15-Dec-26	15-Dec-26	0%	Snr Unsecured	No	No	No	4	AYUHD	\$98.50	2.18%	-	-	-	2.50%	3.34%	3.34%	Cum	05-Oct-21	14-Oct-21	\$0.5482	\$0.0060	\$0.4290	
C2FHA	Centuria Capital No. 2 Fund Notes	Secured Redeemable Note	Floating	\$199m	20-Apr-21	4.25%	20-Oct-24	20-Apr-26	0%	Snr Secured	No	No	No	4	C2FHA	\$104.68	4.27%	-	-	-	2.88%	3.29%	3.99%	Cum	11-Oct-21	20-Oct-21	\$1.0775	\$0.0117	\$0.7964	
PPCHB	Peet Bonds II	Bond	Floating	\$50m	05-Jul-17	4.65%	05-Oct-23	05-Oct-22	0%	Snr Unsecured	No	No	No	4	PPCHB	\$102.41	4.68%	-	-	-	3.21%	3.26%	3.26%	Cum	24-Sep-21	05-Oct-21	\$1.1784	\$0.0128	\$1.0503	
QUBHA	Qube Subordinated Notes	Bond	Floating	\$305m	05-Oct-16	3.90%	05-Oct-23	05-Oct-23	0%	Sub Unsecured	No	No	No	4	QUBHA	\$103.80	3.93%	-	-	-	2.38%	2.59%	2.59%	Cum	23-Sep-21	05-Oct-21	\$0.9893	\$0.0108	\$0.8925	
RHCFA	Ramsay Health CARES	Perpetual Preferred	Floating	\$280m	24-May-05	4.85%	-	-	100%	Perpetual	Yes	No	Yes	2	RHCFA	\$105.01	4.95%	4.43%	-	-	6.19%	2.59%	-	4.35%	Cum	01-Oct-21	20-Oct-21	\$1.7370	\$0.0095	\$1.5947
<b>Financial: Floating Rate Tier 1</b>																														
AMPPA	AMP Capital Notes	Basel 3 / 8.5NC6	Floating	\$268m	30-Nov-15	5.10%	22-Dec-21	22-Dec-23	70%	CPS	Yes	Yes	Yes	4	AMPPA	\$100.50	5.12%	2.90%	2.85%	5.06%	1.76%	1.78%	3.85%	Ex	13-Sep-21	22-Sep-21	\$0.9035	\$0.0108	\$0.0216 est.	
AMPPB	AMP Capital Notes 2	Basel 3 / 8.5NC6	Floating	\$275m	23-Dec-19	4.50%	16-Dec-25	16-Dec-27	70%	CPS	Yes	Yes	Yes	4	AMPPB	\$97.50	4.52%	5.13%	5.79%	5.90%	3.94%	4.60%	4.65%	Ex	07-Sep-21	16-Sep-21	\$0.8768	\$0.0095	\$0.0762 est.	
ANZPE	ANZ Capital Notes 2	Basel 3 / 10NC8	Floating	\$1,610m	31-Mar-14	3.25%	24-Mar-22	24-Mar-24	100%	CPS	Yes	Yes	Yes	2	ANZPE	\$100.67	3.33%	1.86%	1.82%	3.24%	0.36%	0.88%	2.19%	Ex	15-Sep-21	24-Sep-21	\$1.1743	\$0.0064	\$0.0030 est.	
ANZPF	ANZ Capital Notes 3	Basel 3 / 10NC8	Floating	\$970m	05-Mar-15	3.60%	24-Mar-23	24-Mar-26	100%	CPS	Yes	Yes	Yes	2	ANZPF	\$103.20	3.68%	1.44%	1.53%	3.11%	0.33%	0.45%	1.91%	Ex	15-Sep-21	24-Sep-21	\$1.2978	\$0.0071	\$0.0000 est.	
ANZPG	ANZ Capital Notes 4	Basel 3 / 9.5NC7.5	Floating	\$1,622m	28-Sep-16	4.70%	20-Mar-24	20-Mar-26	100%	CPS	Yes	Yes	No	4	ANZPG	\$106.40	4.73%	2.07%	2.33%	3.82%	0.60%	0.90%	2.27%	Ex	10-Sep-21	20-Sep-21	\$0.8252	\$0.0091	\$0.0453 est.	
ANZPH	ANZ Capital Notes 5	Basel 3 / 9.5NC7.5	Floating	\$931m	28-Sep-17	3.80%	20-Mar-25	20-Mar-27	100%	CPS	Yes	Yes	Yes	4	ANZPH	\$105.50	3.83%	2.13%	2.64%	3.53%	0.89%	1.40%	2.20%	Ex	10-Sep-21	20-Sep-21	\$0.6681	\$0.0073	\$0.0367 est.	
ANZPI	ANZ Capital Notes 6	Basel 3 / 9.25NC6.75	Floating	\$1,500m	08-Jul-21	3.00%	20-Mar-28	20-Sep-30	100%	CPS	Yes	Yes	Yes	4	ANZPI	\$102.40	3.03%	2.54%	3.56%	3.91%	1.37%	2.40%	2.67%	Ex	08-Sep-21	20-Sep-21	\$0.4293	\$0.0058	\$0.0406 est.	
BENPG	Bendigo CPS4	Basel 3 / 8.5NC6.5	Floating	\$322m	13-Dec-17	3.75%	13-Jun-24	15-Jun-26	100%	CPS	Yes	Yes	Yes	4	BENPG	\$102.94	3.76%	2.81%	2.96%	3.79%	1.42%	1.77%	2.49%	Cum	30-Nov-21	13-Dec-21	\$0.6565	\$0.0072	\$0.1082	
BENPH	Bendigo Capital Notes	Basel 3 / 8.5NC6.5	Floating	\$502m	30-Nov-20	3.80%	15-Jun-27	15-Jun-29	100%	CPS	Yes	Yes	Yes	4	BENPH	\$104.70	3.81%	2.85%	3.76%	4.19%	1.49%	2.41%	2.78%	Cum	06-Dec-21	15-Dec-21	\$0.6651	\$0.0073	\$0.0658	
BOQPE	BOQ Capital Notes	Basel 3 / 8.5NC6.6	Floating	\$350m	28-Dec-17	3.75%	15-Aug-24	15-Aug-26	100%	CPS	Yes	Yes	Yes	4	BOQPE	\$103.78	3.77%	2.44%	2.82%	3.70%	1.26%	1.64%	2.39%	Cum	27-Oct-21	15-Nov-21	\$0.6572	\$0.0072	\$0.3611	
BOQPF	BOQ Capital Notes 2	Basel 3 / 8.5NC6.5	Floating	\$260m	30-Nov-20	3.80%	14-May-27	15-May-29	100%	CPS	Yes	Yes	Yes	4	BOQPF	\$103.90	3.82%	3.03%	3.93%	4.33%	1.68%	2.58%	2.91%	Cum	27-Oct-21	15-Nov-21	\$0.6659	\$0.0073	\$0.3659	
CBAPD	CBA PERLS VII	Basel 3 / 10NC8	Floating	\$3,000m	01-Oct-14	2.80%	15-Dec-22	15-Dec-24	100%	CPS	Yes	Yes	Yes	4	CBAPD	\$101.21	2.81%	1.80%	1.89%	2.85%	0.96%	1.04%	1.89%	Cum	07-Dec-21	15-Dec-21	\$0.4906	\$0.0054	\$0.0431	
CBAPF	CBA PERLS VIII	Basel 3 / 7NC5	Floating	\$1,450m	30-Mar-16	5.20%	15-Oct-21	15-Oct-23	100%	CPS	Yes	Yes	Yes	4	CBAPF	\$99.98	5.21%	-	-	5.38%	-	-	3.79%	Cum	07-Dec-21	15-Dec-21	\$0.9094	\$0.0100	\$0.0793	
CBAPG	CBA PERLS IX	Basel 3 / 7NC5	Floating	\$1,640m	31-Mar-17	3.90%	31-Mar-22	31-Mar-24	100%	CPS	Yes	Yes	Yes	4	CBAPG	\$101.15	3.91%	1.51%	1.54%	3.70%	0.39%	0.43%	2.46%	Cum	07-Dec-21	15-Dec-21	\$0.6825	\$0.0075	\$0.0600	
CBAPH	CBA PERLS X	Basel 3 / 9NC7	Floating	\$1,365m	06-Apr-18	3.40%	15-Apr-25	15-Apr-27	100%	CPS	Yes	Yes	Yes	4	CBAPH	\$104.05	3.41%	2.15%	2.68%	3.43%	1.02%	1.54%	2.20%	Cum	07-Dec-21	15-Dec-21	\$0.5953	\$0.0065	\$0.0523	
CBAPJ	CBA PERLS XI	Basel 3 / 7NC5	Floating	\$1,590m	17-Dec-18	3.70%	26-Apr-24	26-Apr-26	100%	CPS	Yes	Yes	Yes	4	CBAPJ	\$104.50	3.71%	1.81%	2.13%	3.30%	0.65%	0.97%	2.03%	Cum	07-Dec-21	15-Dec-21	\$0.6476	\$0.0071	\$0.0569	
CBAPK	CBA PERLS XII	Basel 3 / 9.5NC7.5	Floating	\$1,650m	14-Nov-19	3.00%	20-Apr-27	20-Apr-29	100%	CPS	Yes	Yes	Yes	4	CBAPK	\$102.50	3.01%	2.45%	3.34%	3.71%	1.33%	2.22%	2.51%	Cum	07-Dec-21	15-Dec-21	\$0.5255	\$0.0058	\$0.0462	
CBAPL	CBA PERLS XIII	Basel 3 / 7.5NC5	Floating	\$1,160m	01-Apr-21	2.75%	20-Oct-26	20-Oct-28	100%	CPS	Yes	Yes	Yes	4	CBAPL	\$101.19	2.76%	2.45%	3.25%	3.60%	1.41%	2.22%	2.49%	Cum	06-Dec-21	15-Dec-21	\$0.4819	\$0.0053	\$0.0477	
CGFPA	Challenger Capital Notes	Basel 3 / 8NC6	Floating	\$345m	09-Oct-14	3.40%	25-May-22	25-May-22	100%	CPS	Yes	Yes	Yes	4	CGFPA	\$100.25	3.41%	3.19%	3.23%	3.23%	2.20%	2.24%	3.19%	Cum	16-Nov-21	25-Aug-20	\$0.6919	\$0.0065	\$0.1962	
CGFPB	Challenger Capital Notes 2	Basel 3 / 8NC6	Floating	\$460m	07-Apr-17	4.40%	22-May-23	22-May-25	100%	CPS	Yes	Yes	Yes	4	CGFPB	\$102.79	4.41%	2.79%	2.94%	4.16%	1.47%	1.82%	2.72%	Cum	11-Nov-21	22-Nov-21	\$0.7696	\$0.0085	\$0.2676	
CGFPC	Challenger Capital Notes 3	Basel 3 / 7.5NC6.5	Floating	\$385m	25-Nov-20	4.60%	25-May-26	25-May-28	50%	CPS	Yes	Yes	Yes	4	CGFPC	\$105.00	4.61%	3.44%	4.18%	4.75%	2.54%	3.28%	3.13%	Cum	16-Nov-21	25-Nov-21	\$0.9571	\$0.0104	\$0.3121	
IAGPD	IAG Capital Notes	Basel 3 / 8NC6	Floating	\$404m	22-Dec-16	4.70%	15-Jun-23	16-Jun-25	100%	CPS	Yes	Yes	Yes	4	IAGPD	\$105.38	4.71%	1.55%	1.71%	3.70%	0.15%	0.31%	2.18%	Cum	07-Dec-21	15-Dec-21	\$0.8222	\$0.0090	\$0.0723	
MBLPC	Macquarie Bank CN 2	Basel 3 / 8.5NC6.5	Floating	\$641m	02-Jun-20	4.70%	21-Dec-25	21-Dec-28	40%	CPS	Yes	Yes	Yes	4	MBLPC	\$108.09	4.73%	2.62%	3.29%	4.44%	1.88%	2.65%	3.65%	Ex	03-Sep-21	21-Sep-21	\$1.0173	\$0.0111	\$0.1327 est.	
MBLPC	Macquarie Bank CN 3	Basel 3 / 9NC7	Floating	\$655m	27-Aug-21	2.90%	07-Sep-28	08-Sep-31	40%	CPS	Yes	Yes	Yes	4	MBLPC	\$100.00	2.91%	2.98%	3.96%	4.23%	2.30%	3.99%	3.62%	Cum	19-Nov-21	07-Dec-21	\$0.6942	\$0.0068	\$0.1293	
MQGPC	Macquarie Group CN 3	Basel 3 / 9.5NC6.5	Floating	\$1,000m	07-Jun-18	4.00%	16-Dec-24	15-Dec-27	40%	CPS	Yes	Yes	Yes	4	MQGPC	\$104.32	4.02%	2.58%	3.04%	4.15%	1.95%	2.41%	3.46%	Ex	06-Sep-21	17-Sep-21	\$0.8646	\$0.0094	\$0.0964 est.	
MQGPD	Macquarie Group CN 4	Basel 3 / 10.5NC7.5	Floating	\$905m	27-Mar-19	4.15%	10-Sep-26	10-Sep-29	40%	CPS	Yes	Yes	Yes	4	MQGPD	\$106.00	4.16%	2.81%	3.61%	4.39%	2.12%	2.92%	3.68%	Cum	01-Dec-21	10-Dec-21	\$0.8860	\$0.0097	\$0.1363	
MQGPE	Macquarie Group CN 5	Basel 3 / 9.5NC6.5	Floating	\$725m	17-Mar-21	2.90%	18-Sep-27	18-Sep-30	40%	CPS	Yes	Yes	Yes	4	MQGPE	\$103.79	2.92%	2.76%	3.74%	4.07%	2.23%	3.19%	3.48%	Ex	02-Sep-21	20-Sep-21	\$0.6422	\$0.0068	\$0.0888 est.	
NABPD	NAB Capital Notes 2	Basel 3 / 8NC6	Floating	\$1,499m	07-Jul-16	4.95%	07-Jul-22	08-Jul-24	100%	CPS	Yes	Yes	Yes	4	NABPD	\$103.70	4.98%	1.15%	1.17%	4.14%	-0.29%	-0.25%	2.59%	Cum	28-Sep-21	07-Oct-21	\$0.8778	\$0.0095	\$0.7537	
NABPF	NAB Capital Notes 3	Basel 3 / 9.25NC7.25	Floating	\$1,874m	20-Mar-19	4.00%	17-Jun-26	19-Jun-28	100%	CPS	Yes	Yes	Yes	4	NABPF	\$107.70	4.02%	2.23%	2.98%	3.72%	0.88%	1.63%	2.29%	Ex	09-Sep-21	17-Sep-21	\$0.7089	\$0.0077	\$0.0462 est.	
NABPH	NAB Capital Notes 5	Basel 3 / 9NC7	Floating	\$2,386m	17-Dec-20	3.50%	17-Dec-27	17-Dec-29	100%	CPS	Yes	Yes	Yes	4	NABPH	\$104.76	3.52%	2.61%	3.59%	3.98%	1.32%	2.31%	2.63%	Ex	08-Sep-21	17-Sep-21	\$0.6207	\$0.0067	\$0.0472 est.	
SUNPF	Suncorp Capital Notes	Basel 3 / 7NC5	Floating	\$375m	05-May-17	4.10%	17-Jun-22	17-Jun-24	100%	CPS	Yes	Yes	Yes	4	SUNPF	\$101.68	4.12%	1.76%	1.80%	3.77%	0.60%	0.64%	2.47%	Ex	03-Sep-21	17-Sep-21	\$0.7266	\$0.0079	\$0.0948 est.	
SUNPG	Suncorp Capital Notes 2	Basel 3 / 8.5NC6.5	Floating	\$375m	24-Nov-17	3.65%	17-Jun-24	17-Jun-26	100%	CPS	Yes	Yes	Yes	4	SUNPG	\$103.30	3.67%	2.38%	2.72%	3.61%	1.22%	1.57%	2.33%	Ex	02-Sep-21	17-Sep-21	\$0.6472	\$0.0070	\$0.0915 est.	
SUNPH	Suncorp Capital																													

# ASX Listed Bond and Hybrid Rate Sheet



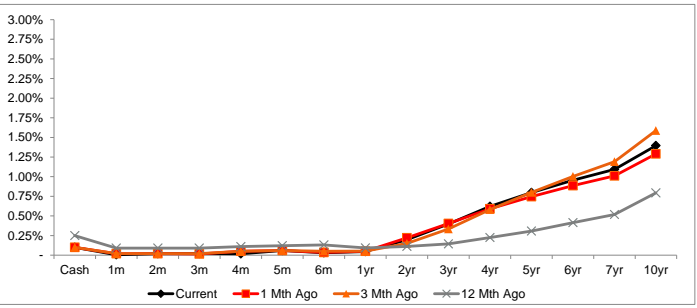
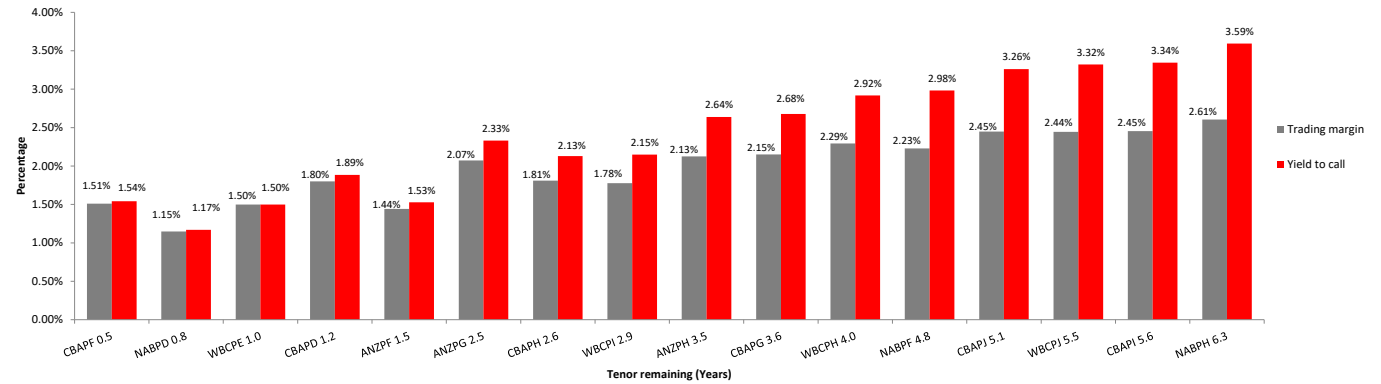
## Bank Bill Swap Rates

Term	Yield	7 Day Change
Cash	0.100%	-
1 mths	0.005%	-0.02
2 mths	0.020%	-
3 mths	0.021%	0.00
4 mths	0.018%	-0.03
5 mths	0.060%	-
6 mths	0.030%	-
1 yrs	0.047%	-
2 yrs	0.198%	-0.01
3 yrs	0.397%	-0.00
4 yrs	0.622%	-0.01
5 yrs	0.797%	-0.01
6 yrs	0.955%	0.00
7 yrs	1.093%	-0.01
10 yrs	1.395%	0.00
12 yrs	1.534%	-0.00
15 yrs	1.675%	-0.01
20 yrs	1.765%	-0.01
30 yrs	1.761%	-0.01

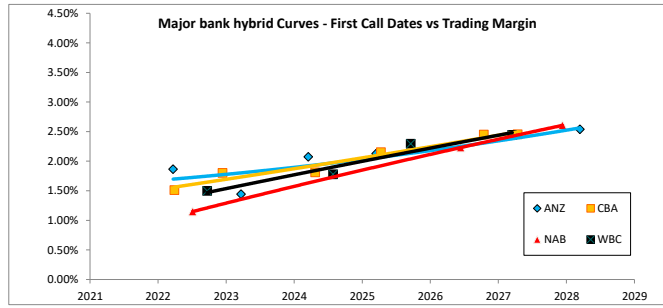
Term	Current	1 Mth Ago	3 Mth Ago	12 Mth Ago
Cash	0.100%	0.100%	0.100%	0.250%
1 mths	0.005%	0.020%	0.020%	0.090%
2 mths	0.020%	0.020%	0.020%	0.090%
3 mths	0.021%	0.015%	0.020%	0.090%
4 mths	0.018%	0.052%	0.050%	0.110%
5 mths	0.060%	0.060%	0.060%	0.120%
6 mths	0.030%	0.035%	0.050%	0.130%
1 yrs	0.047%	0.050%	0.051%	0.093%
2 yrs	0.198%	0.220%	0.150%	0.112%
3 yrs	0.397%	0.403%	0.334%	0.144%
4 yrs	0.622%	0.592%	0.581%	0.225%
5 yrs	0.797%	0.746%	0.799%	0.308%
6 yrs	0.955%	0.886%	1.003%	0.415%
7 yrs	1.093%	1.011%	1.191%	0.518%
10 yrs	1.395%	1.290%	1.588%	0.794%
12 yrs	1.534%	1.425%	1.766%	0.934%
15 yrs	1.675%	1.566%	1.949%	1.067%
20 yrs	1.765%	1.654%	2.086%	1.171%
30 yrs	1.761%	1.665%	2.085%	1.216%

Some data is sourced from ASX and Bloomberg.

### Major Bank Trading Margins and Yields to Call (Yield vs Tenor Remaining)



### Major bank hybrid Curves - First Call Dates vs Trading Margin



## IMPORTANT NOTICES

Any advice contained in this document has been prepared without taking into account your objectives, financial situation or needs. Before acting on any advice in this document, National Australia Bank Limited recommends that you consider whether it is appropriate for your circumstances. If you are classified as a "Retail Client" under the Corporations Act and the advice contained in this document relates to "Financial Products" which NAB has approved for sale to Retail Clients, NAB recommends you consider the Product Disclosure Statement or other disclosure document, available from NAB for Retail Clients, before making any decisions regarding any product. National Australia Bank Limited ABN 12 004 044 937 is the product issuer, unless otherwise specified.

## DISCLAIMER

National Australia Bank Limited (ABN 12 004 044 937), its related bodies and any officer, employee, agent, adviser or contractor thereof ("NAB") do not warrant or represent that the information, recommendations, opinions or conclusions contained in this document ("Information") is accurate, reliable, complete or current. The Information has been prepared for dissemination to professional investors for information purposes only and any statements as to past performance do not represent future performance. The Information does not purport to contain all matters relevant to any particular investment or financial instrument and all statements as to future matters are not guaranteed to be accurate. In all cases, anyone proposing to rely on or use the Information should independently verify and check the accuracy, completeness, reliability and suitability of the Information and should obtain independent and specific advice from appropriate professionals or experts. The Information is not intended as an offer or solicitation for the purchase or sale of any financial instrument. To the extent permissible by law, NAB shall not be liable for any errors, omissions, defects or misrepresentations in the Information or for any loss or damage suffered by persons who use or rely on such Information (including by reasons of negligence, negligent misstatement or otherwise). If any law prohibits the exclusion of such liability, NAB limits its liability to the re-supply of the Information, provided that such limitation is permitted by law and is fair and reasonable. NAB, its affiliates and employees may hold a position or act as a price maker in the financial instruments of any issuer discussed within this document or act as an underwriter, placement agent, adviser or lender to such issuer. The Information is governed by, and is to be construed in accordance with, the laws in force in the State of Victoria, Australia, and any dispute or claim arising from, or in connection with, the Information is subject to the non-exclusive jurisdiction of the courts of that State. Please be aware that any telephone calls to NAB may be recorded. If you would like more details regarding the privacy of your information at nab, please visit the nab website.