



# ASX Listed Bond and Hybrid Rate Sheet



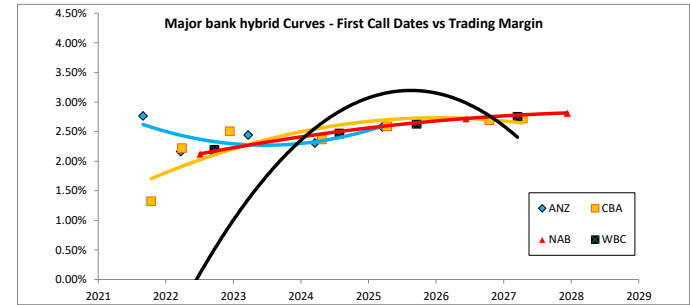
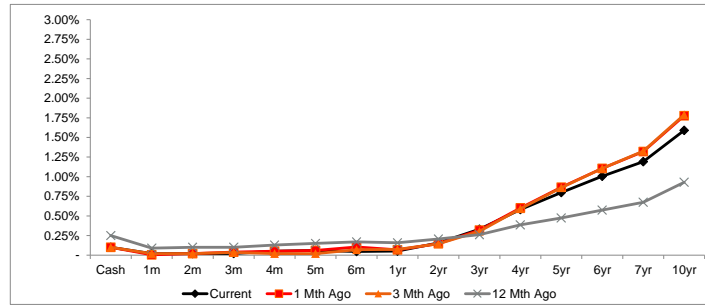
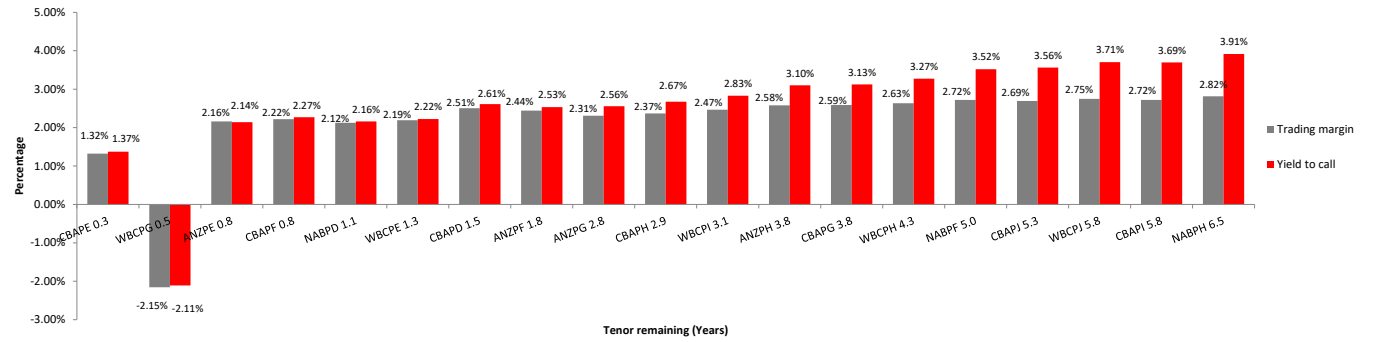
## Bank Bill Swap Rates

| Term   | Yield  | 7 Day Change |
|--------|--------|--------------|
| Cash   | 0.100% | -            |
| 1 mths | 0.020% | -            |
| 2 mths | 0.020% | -            |
| 3 mths | 0.022% | 0.00         |
| 4 mths | 0.050% | -            |
| 5 mths | 0.060% | -            |
| 6 mths | 0.047% | -0.00        |
| 1 yrs  | 0.052% | 0.00         |
| 2 yrs  | 0.157% | 0.01         |
| 3 yrs  | 0.331% | -0.00        |
| 4 yrs  | 0.581% | -            |
| 5 yrs  | 0.799% | 0.00         |
| 6 yrs  | 1.006% | 0.00         |
| 7 yrs  | 1.191% | -0.00        |
| 10 yrs | 1.590% | 0.00         |
| 12 yrs | 1.770% | 0.00         |
| 15 yrs | 1.952% | 0.00         |
| 20 yrs | 2.086% | -            |
| 30 yrs | 2.090% | 0.00         |

| Term   | Current | 1 Mth Ago | 3 Mth Ago | 12 Mth Ago |
|--------|---------|-----------|-----------|------------|
| Cash   | 0.100%  | 0.100%    | 0.100%    | 0.250%     |
| 1 mths | 0.020%  | 0.005%    | 0.020%    | 0.090%     |
| 2 mths | 0.020%  | 0.020%    | 0.020%    | 0.100%     |
| 3 mths | 0.022%  | 0.040%    | 0.035%    | 0.100%     |
| 4 mths | 0.050%  | 0.050%    | 0.020%    | 0.130%     |
| 5 mths | 0.060%  | 0.060%    | 0.020%    | 0.150%     |
| 6 mths | 0.047%  | 0.105%    | 0.070%    | 0.170%     |
| 1 yrs  | 0.052%  | 0.068%    | 0.073%    | 0.150%     |
| 2 yrs  | 0.157%  | 0.147%    | 0.144%    | 0.206%     |
| 3 yrs  | 0.331%  | 0.319%    | 0.304%    | 0.261%     |
| 4 yrs  | 0.581%  | 0.601%    | 0.591%    | 0.386%     |
| 5 yrs  | 0.799%  | 0.865%    | 0.859%    | 0.474%     |
| 6 yrs  | 1.006%  | 1.105%    | 1.105%    | 0.574%     |
| 7 yrs  | 1.191%  | 1.319%    | 1.326%    | 0.674%     |
| 10 yrs | 1.590%  | 1.776%    | 1.789%    | 0.929%     |
| 12 yrs | 1.770%  | 1.978%    | 1.991%    | 1.050%     |
| 15 yrs | 1.952%  | 2.170%    | 2.181%    | 1.154%     |
| 20 yrs | 2.086%  | 2.310%    | 2.296%    | 1.210%     |
| 30 yrs | 2.090%  | 2.301%    | 2.259%    | 1.201%     |

Some data is sourced from ASX and Bloomberg.

## Major Bank Trading Margins and Yields to Call (Yield vs Tenor Remaining)



## IMPORTANT NOTICES

Any advice contained in this document has been prepared without taking into account your objectives, financial situation or needs. Before acting on any advice in this document, National Australia Bank Limited recommends that you consider whether it is appropriate for your circumstances. If you are classified as a "Retail Client" under the Corporations Act and the advice contained in this document relates to "Financial Products" which NAB has approved for sale to Retail Clients, NAB recommends you consider the Product Disclosure Statement or other disclosure document, available from NAB for Retail Clients, before making any decisions regarding any product. National Australia Bank Limited ABN 12 004 044 937 is the product issuer, unless otherwise specified.

## DISCLAIMER

National Australia Bank Limited (ABN 12 004 044 937), its related bodies and any officer, employee, agent, adviser or contractor thereof ("NAB") do not warrant or represent that the information, recommendations, opinions or conclusions contained in this document ("Information") is accurate, reliable, complete or current. The Information has been prepared for dissemination to professional investors for information purposes only and any statements as to past performance do not represent future performance. The Information does not purport to contain all matters relevant to any particular investment or financial instrument and all statements as to future matters are not guaranteed to be accurate. In all cases, anyone proposing to rely on or use the Information should independently verify and check the accuracy, completeness, reliability and suitability of the Information and should obtain independent and specific advice from appropriate professionals or experts. The Information is not intended as an offer or solicitation for the purchase or sale of any financial instrument. To the extent permissible by law, NAB shall not be liable for any errors, omissions, defects or misrepresentations in the Information or for any loss or damage suffered by persons who use or rely on such Information (including by reasons of negligence, negligent misstatement or otherwise). If any law prohibits the exclusion of such liability, NAB limits its liability to the re-supply of the Information, provided that such limitation is permitted by law and is fair and reasonable. NAB, its affiliates and employees may hold a position or act as a price maker in the financial instruments of any issuer discussed within this document or act as an underwriter, placement agent, adviser or lender to such issuer. The Information is governed by, and is to be construed in accordance with, the laws in force in the State of Victoria, Australia, and any dispute or claim arising from, or in connection with, the Information is subject to the non-exclusive jurisdiction of the courts of that State. Please be aware that any telephone calls to NAB may be recorded. If you would like more details regarding the privacy of your information at nab, please visit the nab website.